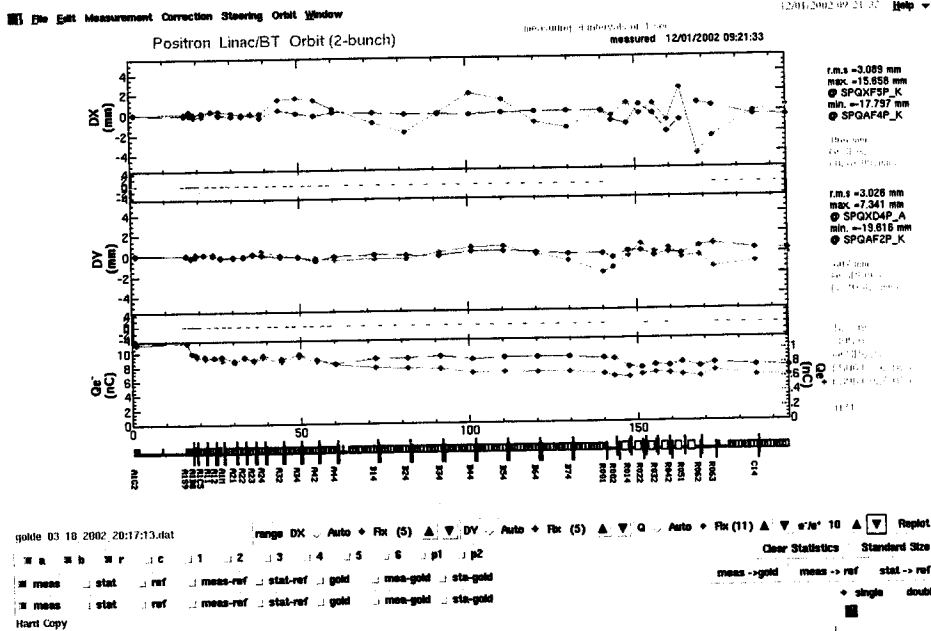
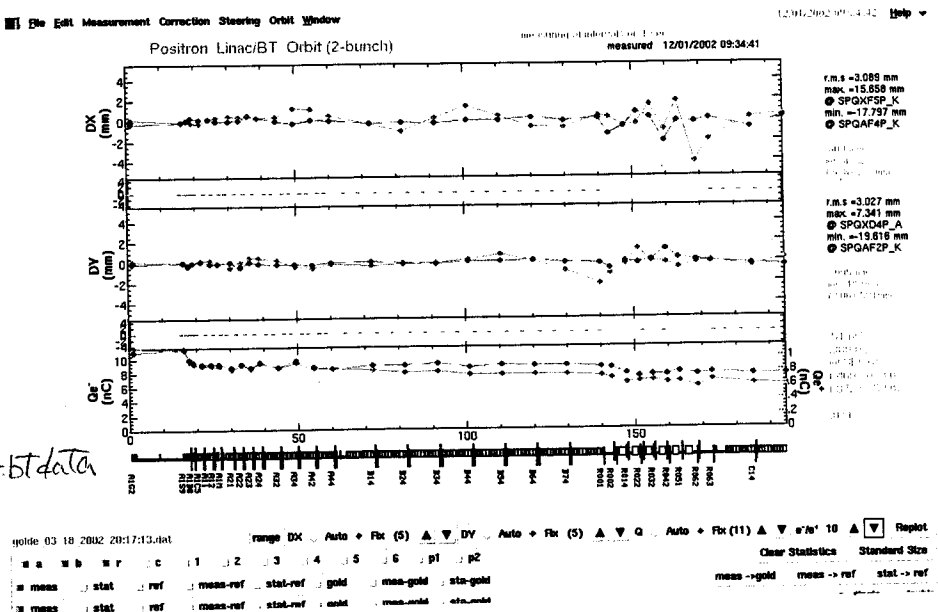


SP-A2-1 0  
SP-A2-3 0  
SP-A3-2 0



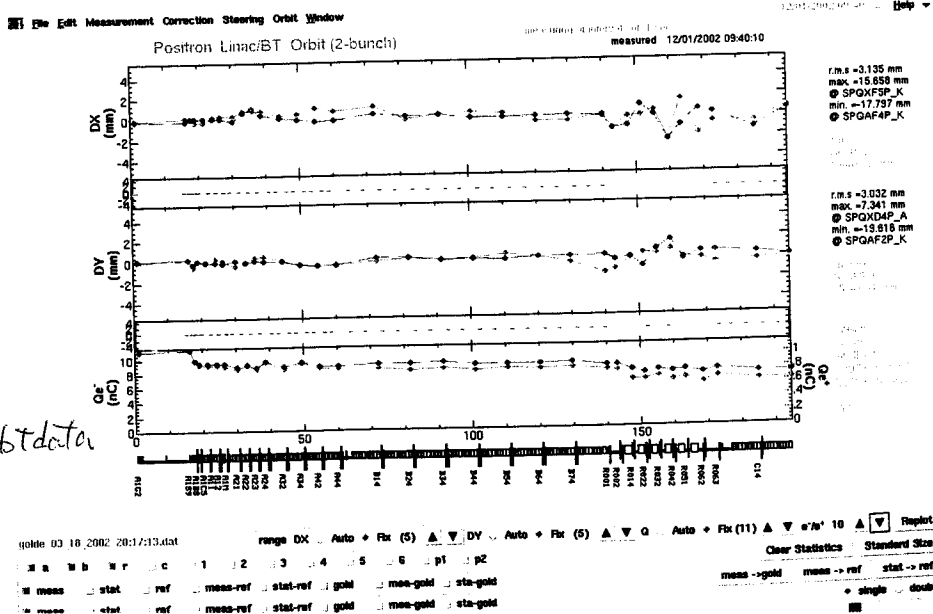
SP-A2-1 0  
SP-A2-3 0.5  
SP-A3-2 0

SP  
1 dec 2002 test 5 SPA23+1.5  
BT  
1 dec 2002 test 5 SPA23+1.5 -bt data

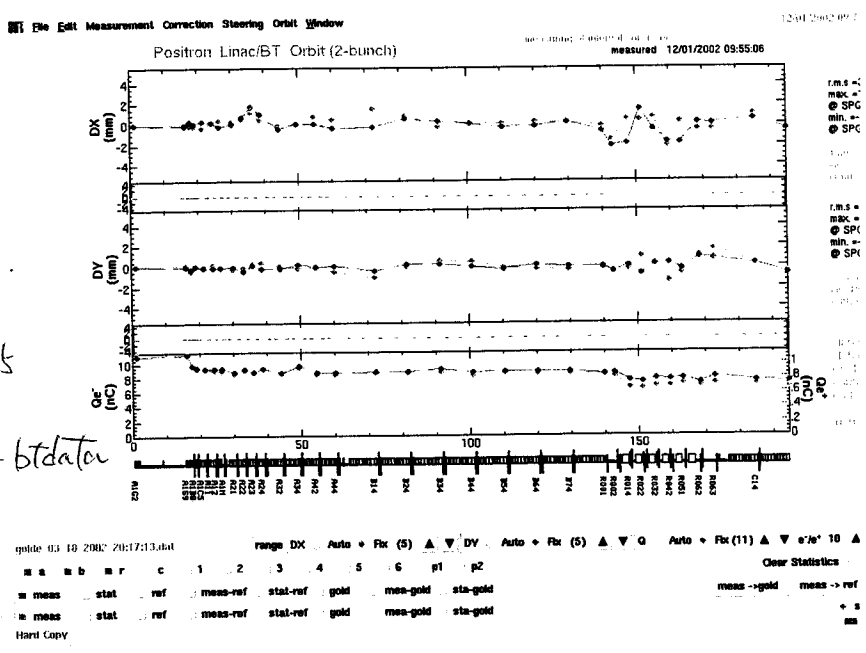


SP-A2-1 0  
SP-A2-3 1.0  
SP-A3-2 0

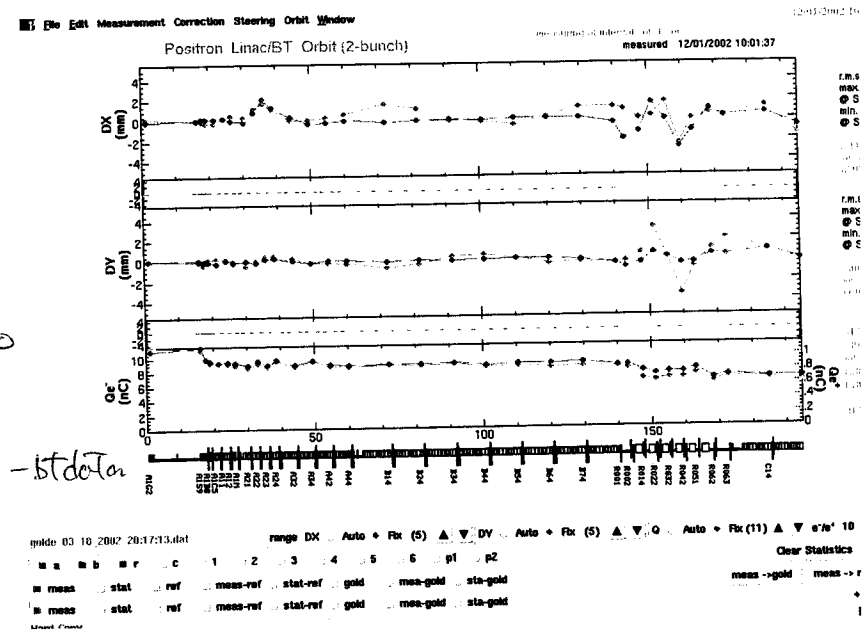
SP  
1 dec 2002 test 5 SPA23+1.0  
BT  
1 dec 2002 test 5 SPA23+1.0 -bt data



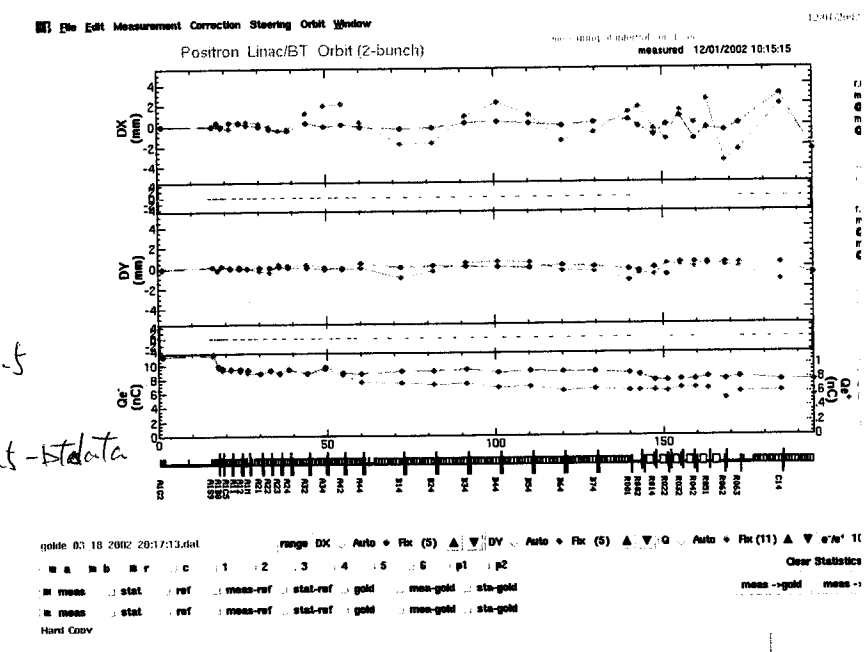
SPA2-1 0  
 SP-A2-3 1.5  
 SP-A3-2 0  
 SP  
 1dec2002 test SPA23+1.5  
 BT  
 1dec2002 test SPA23+1.5 - btdata



SPA2-1 0  
 SP-A2-3 2.0  
 SP-A3-2 0  
 SP  
 1dec2002 test SPA23+2.0  
 BT  
 -btdata



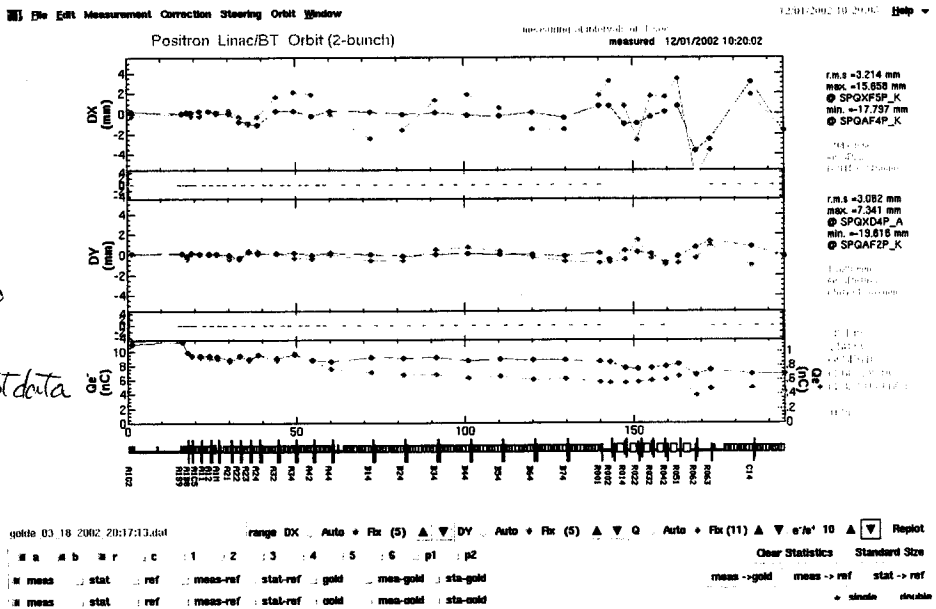
SPA2-1 0  
 SP-A2-3 -0.5  
 SP-A3-2 0  
 SP  
 1dec2002 test SPA23-0.5  
 BT  
 1dec2002 test SPA23-0.5 - btdata



125

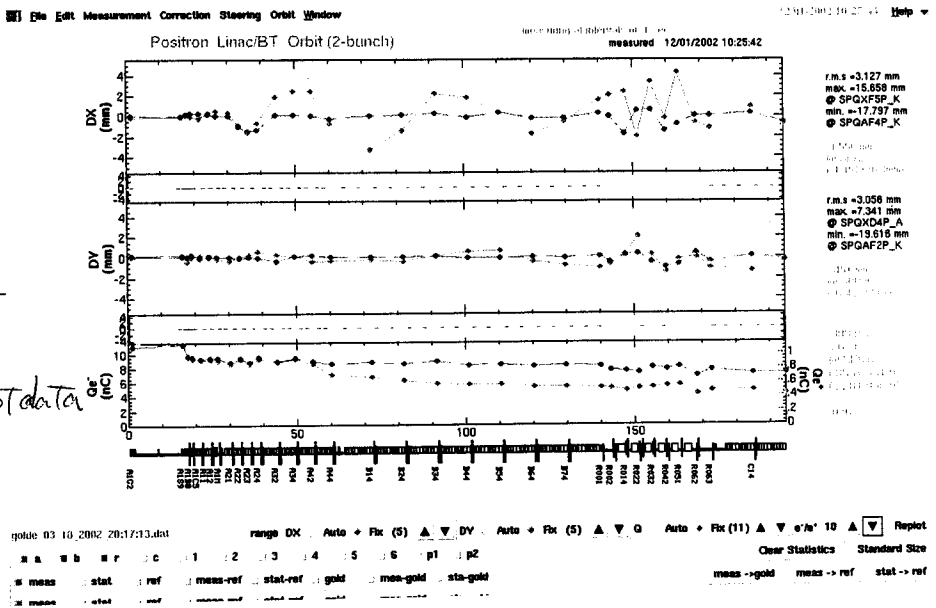
SP-A2-1 0  
SP-A2-3 -1.0  
SP-A3-2 0

SP  
1 dec 2002 test SPA23 -1.0  
BT  
1 dec 2002 test SPA23 -1.0 -bt data



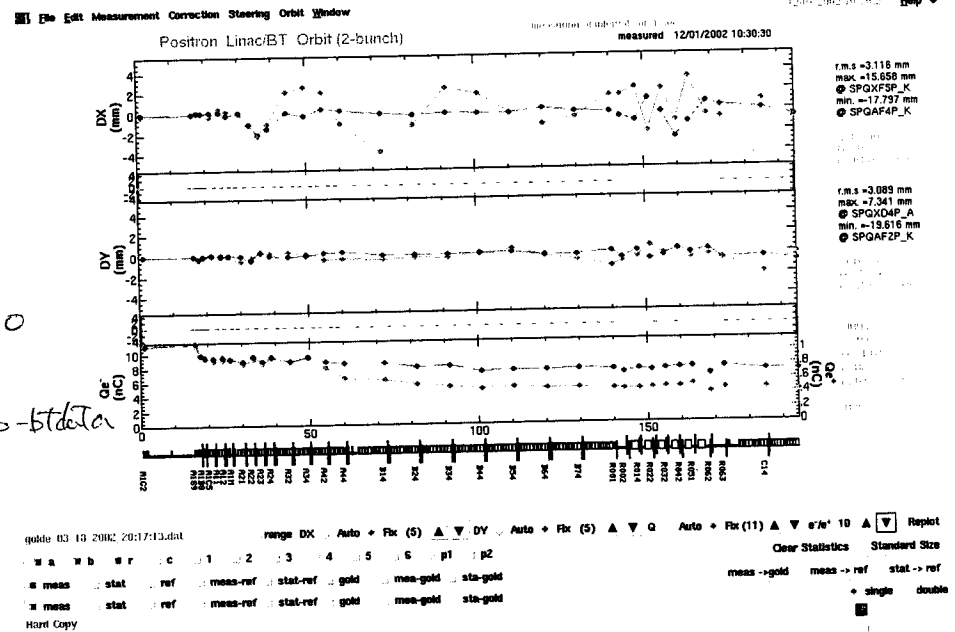
SP-1 0  
SP-3 -1.5  
SP-2 0

SP  
1 dec 2002 test SPA23 -1.5  
BT  
1 dec 2002 test SPA23 -1.5 -bt data



SP-A2-1 0  
SP-A2-3 -2.0  
SP-A3-2 0

SP  
1 dec 2002 test SPA23 -2.0  
BT  
1 dec 2002 test SPA23 -2.0 -bt data



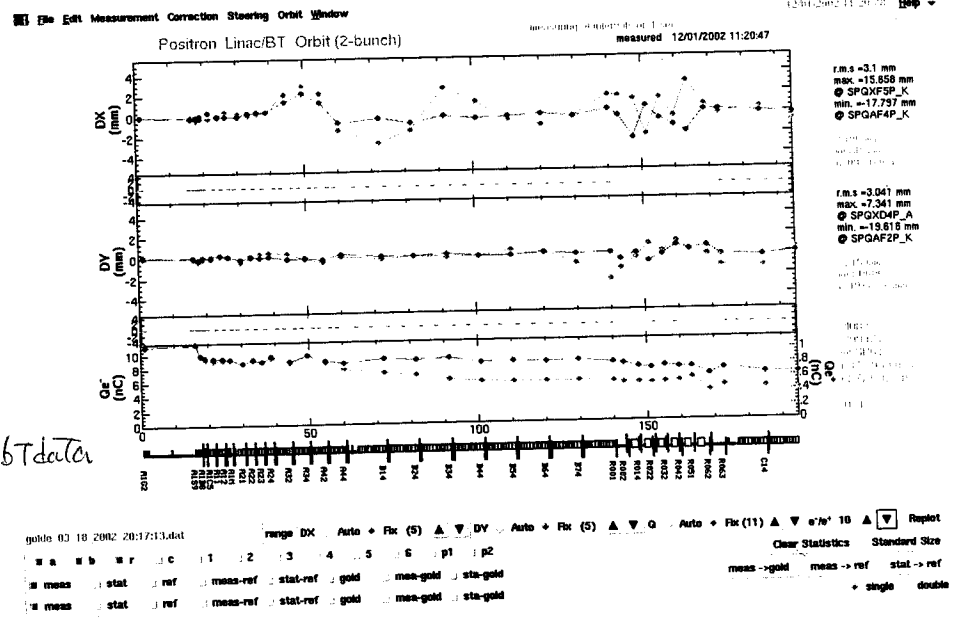
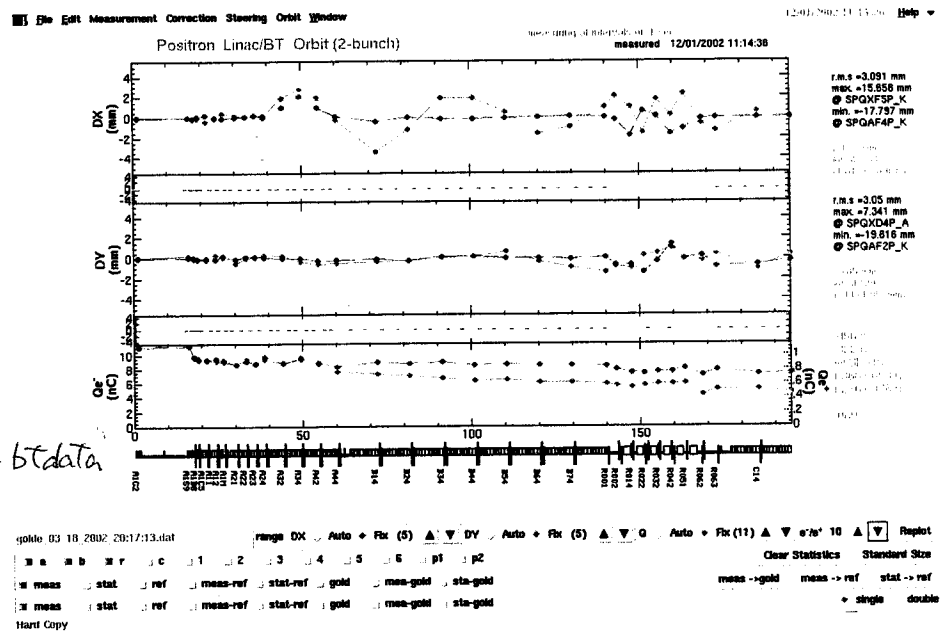


127

SP-A2-4 0  
SP-A3-4 1.5  
SP-A4-4 0

1 Dec 2002 Test 5 SPA34+1.5

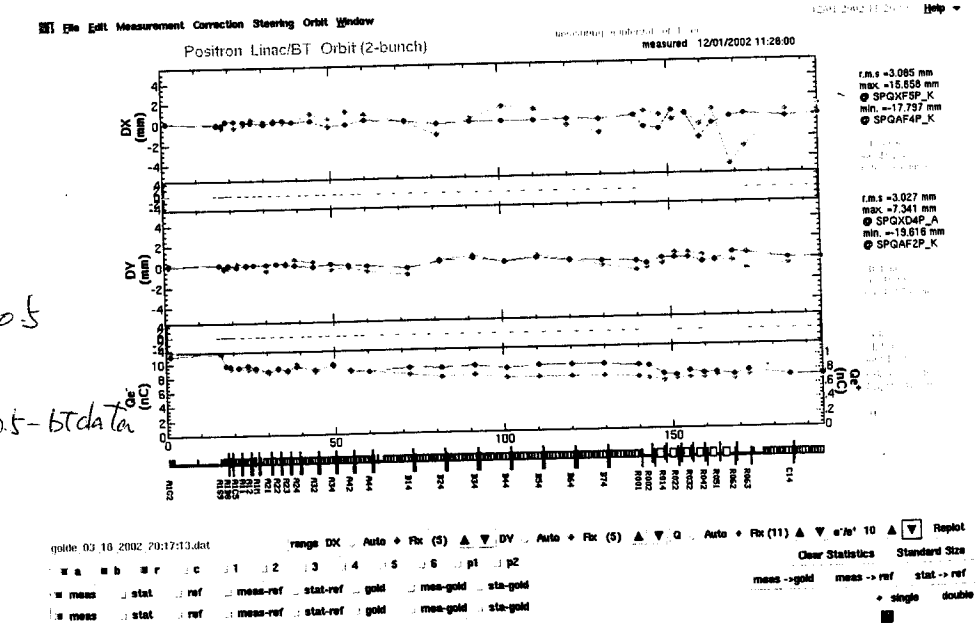
BT  
1 Dec 2002 Test 5 SPA34+1.5 - bt data



SP-A2-4 0  
SP-A3-4 2.0  
SP-A4-4 0

SP data  
1 Dec 2002 Test 5 SPA34+2.0

1 Dec 2002 Test 5 SPA34+2.0 - bt data



SP-A2-4 0  
SP-A3-4 -0.5  
SP-A4-4 0

SP data  
1 Dec 2002 Test 5 SPA34-0.5

BT data  
1 Dec 2002 Test 5 SPA34-0.5 - bt data

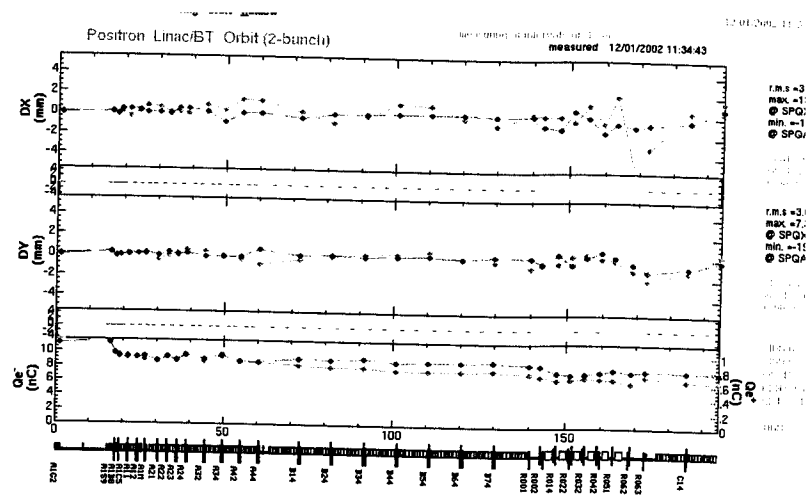
SP\_A2-4 0  
 SP\_A3-4 -1.0  
 SP\_A4-4 0

SP data

1dec2002 test 5 SPA34 -1.0

BT data

1dec2002 test 5 SPA34 -1.0 -BT data



guide 03 18 2002 20:17:13.dat

range DX Auto + Fix (5)  $\Delta$   $\nabla$  DY Auto + Fix (5)  $\Delta$   $\nabla$  Q Auto + Fix (11)  $\Delta$   $\nabla$  e/e' 10  $\Delta$   $\nabla$

Clear Statistics Start

meas stat ref meas-ref stat-ref gold meas-gold sta-gold meas->gold meas->ref stat

Hard Copy

File Edit Measurement Correction Steering Orbit Window

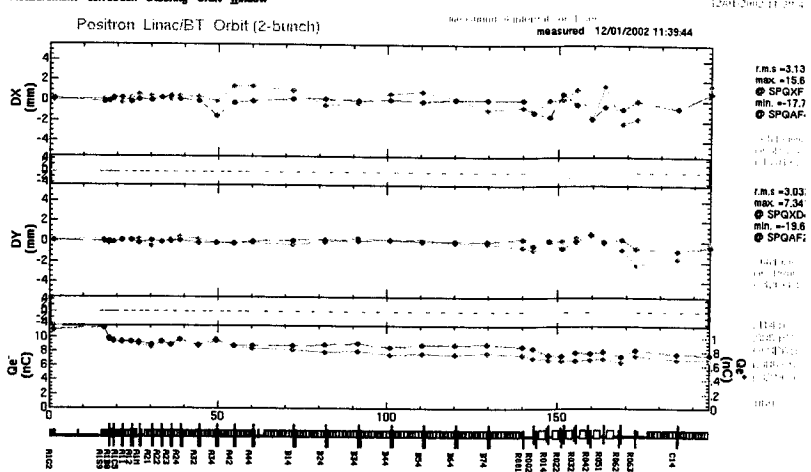
SP\_A2-4 0  
 SP\_A3-4 -1.5  
 SP\_A4-4 0

SP data

1dec2002 test 5 SPA34 -1.5

BT

1dec2002 test 5 SPA34 -1.5 -BT data



guide 03 18 2002 20:17:13.dat

range DX Auto + Fix (5)  $\Delta$   $\nabla$  DY Auto + Fix (5)  $\Delta$   $\nabla$  Q Auto + Fix (11)  $\Delta$   $\nabla$  e/e' 10  $\Delta$   $\nabla$

Clear Statistics Start

meas stat ref meas-ref stat-ref gold meas-gold sta-gold meas->gold meas->ref stat

Hard Copy

File Edit Measurement Correction Steering Orbit Window

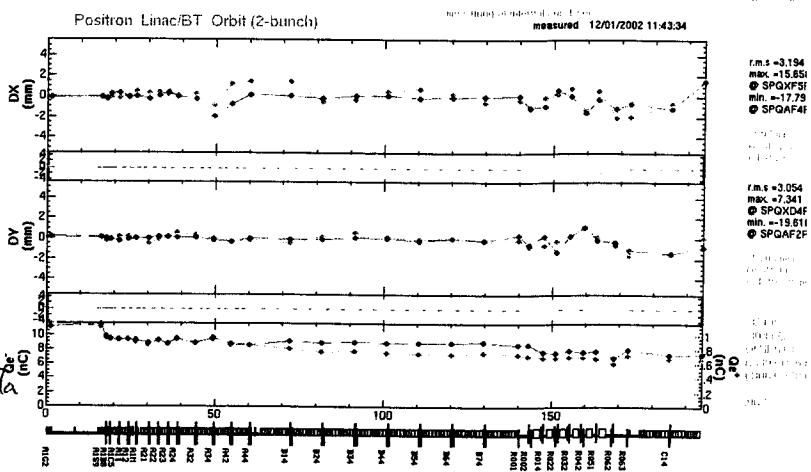
SP\_A2-4 0  
 SP\_A3-4 -2.0  
 SP\_A4-4 0

SP data

1dec2002 test 5 SPA34 -2.0

BT data

1dec2002 test 5 SPA34 -2.0 -BT data



guide 03 18 2002 20:17:13.dat

range DX Auto + Fix (5)  $\Delta$   $\nabla$  DY Auto + Fix (5)  $\Delta$   $\nabla$  Q Auto + Fix (11)  $\Delta$   $\nabla$  e/e' 10  $\Delta$   $\nabla$

Clear Statistics Start

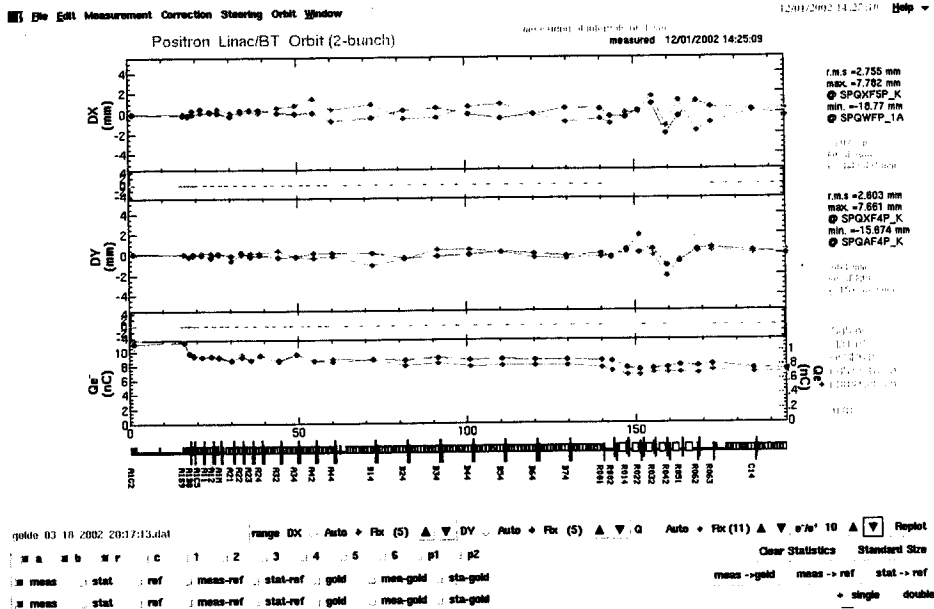
meas stat ref meas-ref stat-ref gold meas-gold sta-gold meas->gold meas->ref stat

Hard Copy

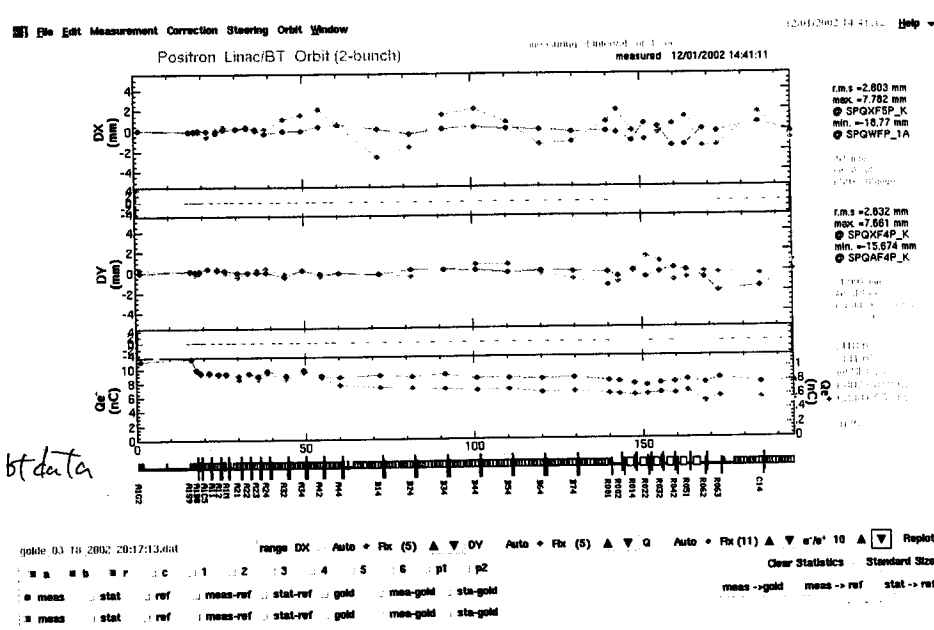
File Edit Measurement Correction Steering Orbit Window

129

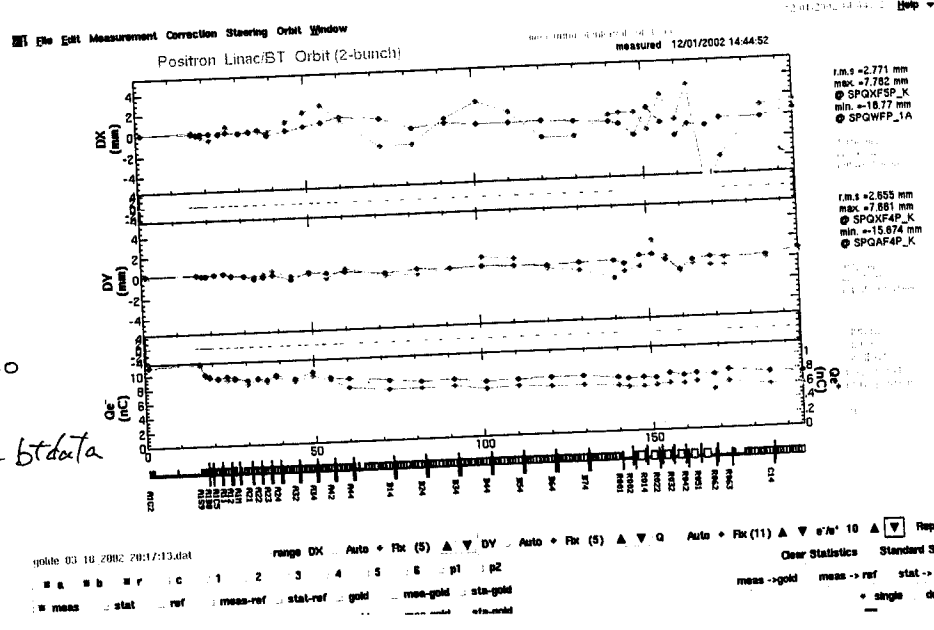
SP-A3-4 0  
SP-A4-4 0  
SP-B2-4 0



SP-A3-4 0  
SP-A4-4 0.5  
SP-B2-4 0  
  
SP  
1 Dec 2002 test SPA44 + a.s  
  
BT  
1 Dec 2002 test SPA44 + 0.5 + bt data

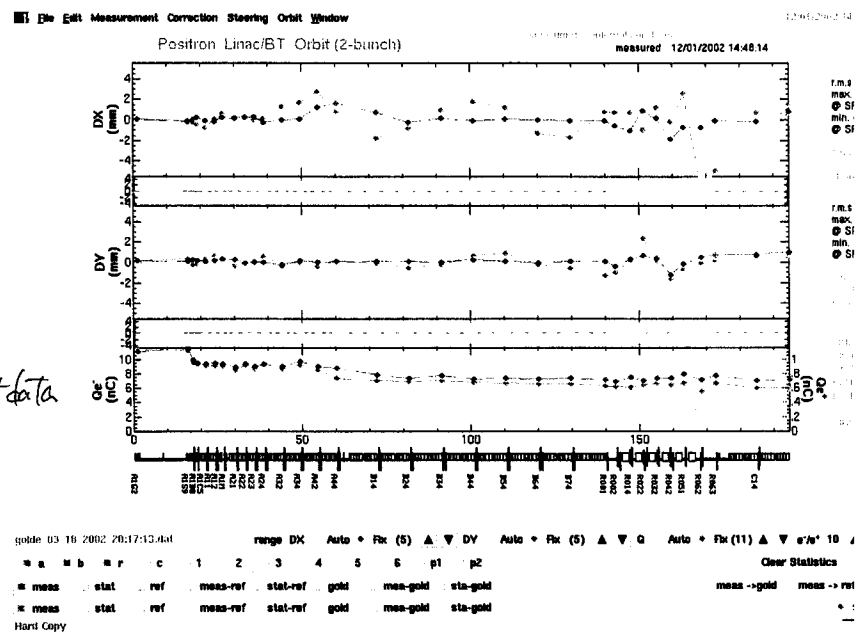


SP-A3-4 0  
SP-A4-4 1.0  
SP-B2-4 0  
  
SP  
1 Dec 2002 test SPA44 + 1.0  
  
BT  
1 Dec 2002 test SPA44 + 1.0 - bt data



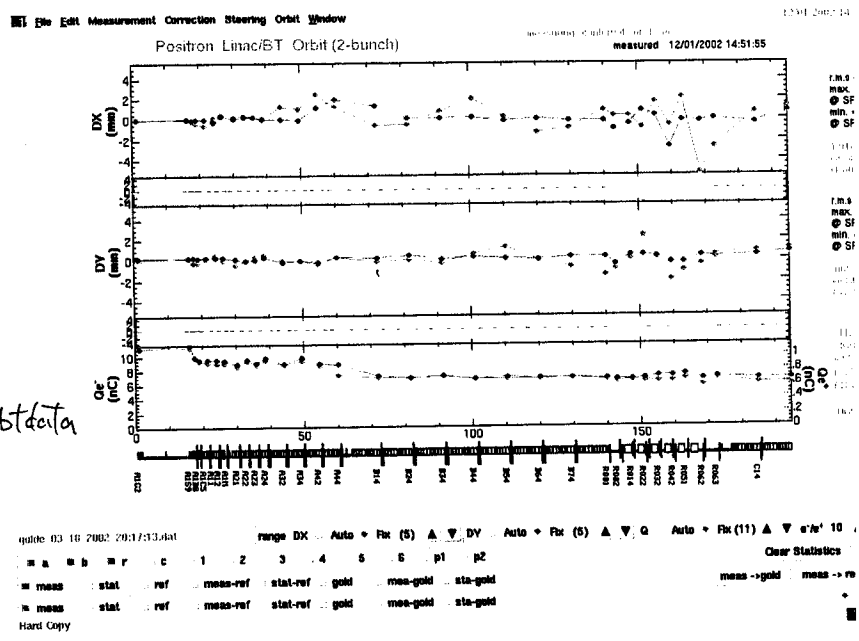
SP-A3-4 0  
 SP-A4-4 1.5  
 SP-B2-4 0

SP  
 Idec 2002 Test 5 SPA44+1.5  
 BT  
 Idec 2002 Test 5 SPA44+1.5 -bt data



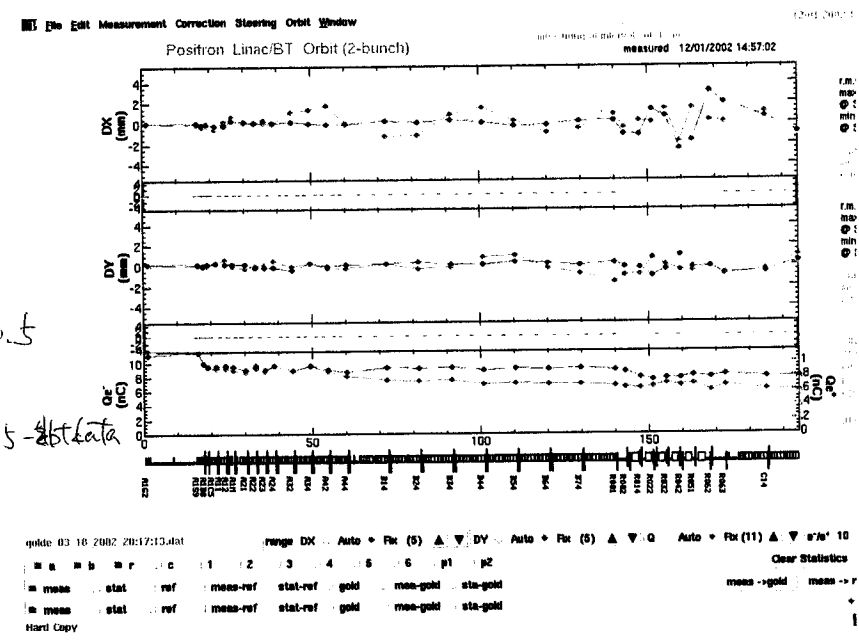
SP-A3-4 0  
 SP-A4-4 2.0  
 SP-B2-4 0

SP  
 Idec 2002 Test 5 SPA44+2.0  
 BT  
 Idec 2002 Test 5 SPA44+2.0 -bt data



SP-A3-4 0  
 SP-A4-4 -0.5  
 SP-B2-4 0

SP  
 Idec 2002 Test 5 SPA44-0.5  
 BT  
 Idec 2002 Test 5 SPA44-0.5 -bt data

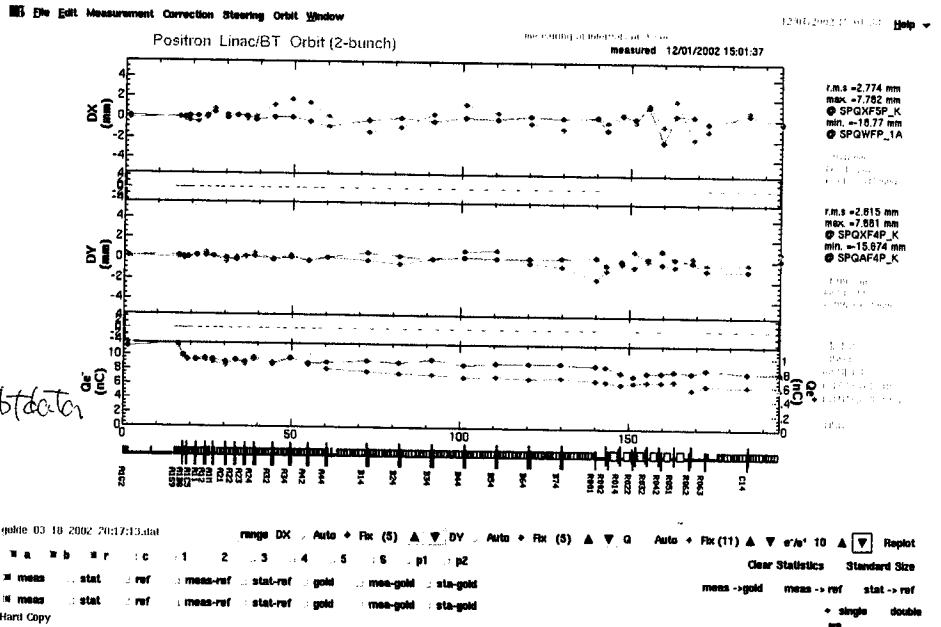




131

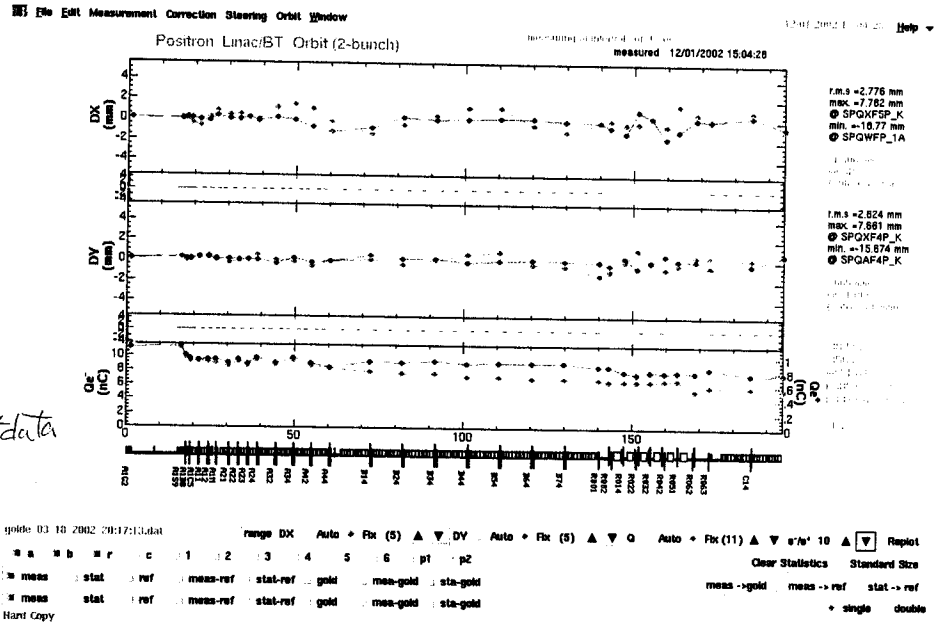
SP-A3-4 0  
 SP-A4-4 -1.0  
 SP-B2-4 0

SP  
 1 dec 2002 test 5 SPA44 -1.0  
 BT  
 1 dec 2002 test 5 SPA44 -1.0 -btdata



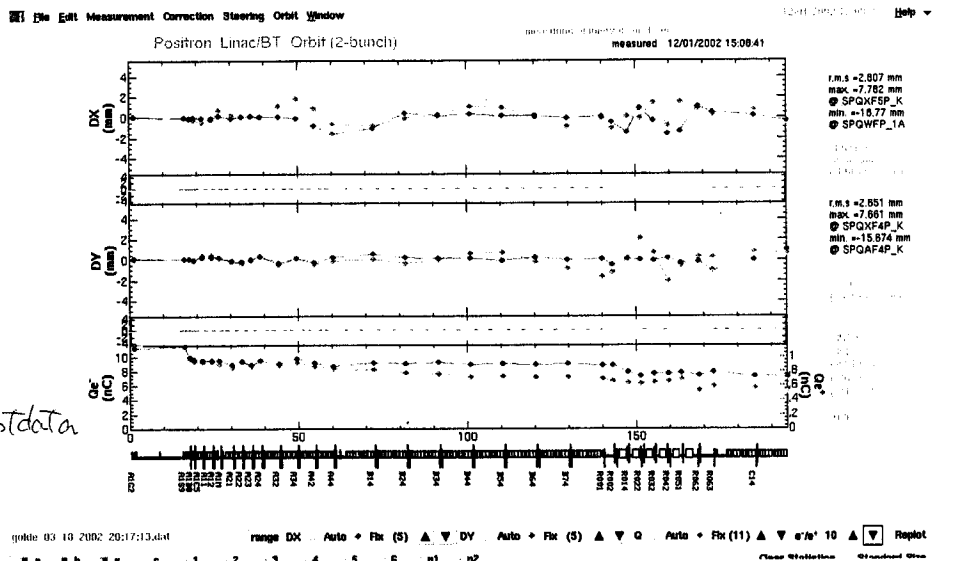
SP-A3-4 0  
 SP-A4-4 -1.5  
 SP-B2-4 0

SP  
 1 dec 2002 test 5 SPA44 -1.5  
 BT  
 1 dec 2002 test 5 SPA44 -1.5 -btdata

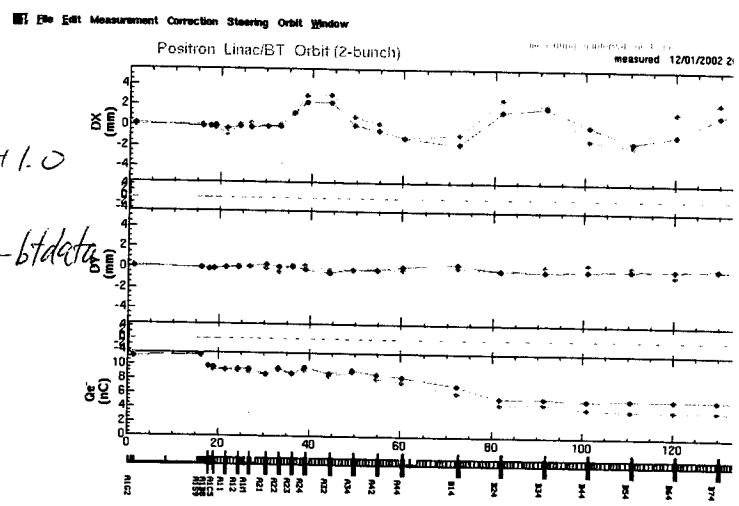


SP-A3-4 0  
 SP-A4-4 -2.0  
 SP-B2-4 0

SP  
 1 dec 2002 test 5 SPA44 -2.0  
 BT  
 1 dec 2002 test 5 SPA44 -2.0 -btdata

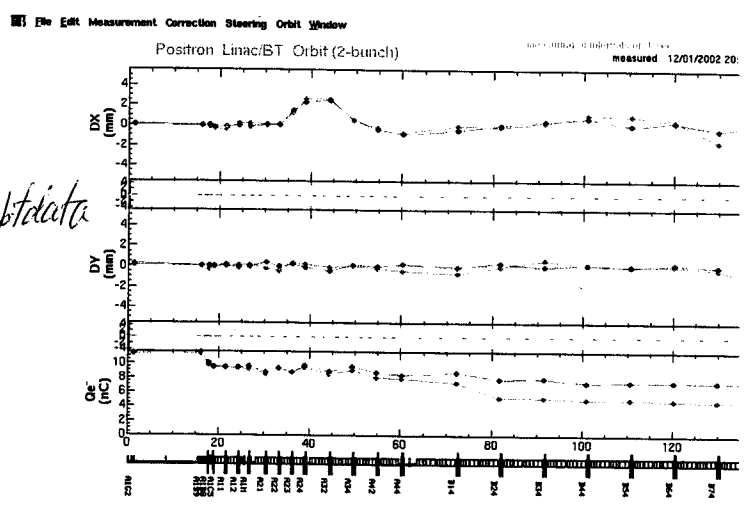


SP-A1-2 +1.0  
 SP  
~~old data~~  
 01 dec 2002 test 5 SPA12 +1.0  
 BT  
 01 dec 2002 test 5 SPA12 +1.0 -bt data



gdb: 03 10 2002 20:17:13.64t  
 range DX Auto + Fix (5)  $\blacktriangle$   $\blacktriangledown$  DV Auto + Fix (5)  $\blacktriangle$   $\blacktriangledown$  Q Auto + Fix (11)  
 # a b r c 1 2 3 4 5 6 p1 p2  
 # meas stat ref meas-ref stat-ref gold mea-gold sta-gold  
 # meas stat ref meas-ref stat-ref gold mea-gold sta-gold  
 Hard Copy

SP-A2-4 +3.0  
 SP  
 01 dec 2002 test 5 SPA24 +3.0  
 BT  
 01 dec 2002 test 5 SPA24 +3.0 -bt data



gdb: 03 10 2002 20:17:13.64t  
 range DX Auto + Fix (5)  $\blacktriangle$   $\blacktriangledown$  DY Auto + Fix (5)  $\blacktriangle$   $\blacktriangledown$  Q Auto + Fix (11)  
 # a b r c 1 2 3 4 5 6 p1 p2  
 # meas stat ref meas-ref stat-ref gold mea-gold sta-gold  
 # meas stat ref meas-ref stat-ref gold mea-gold sta-gold  
 Hard Copy