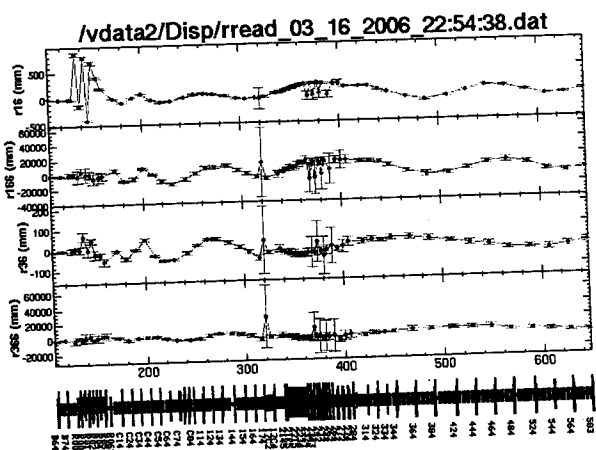


Window
 #6(G) (BPMs) dE/E vs X (BPMs) dE/E vs Y (BPMs) dE/E vs Q (BPMs) R56(G) (Streak Camera) RL



Energy = 1.54502670811 [GeV]

Measurement
 Low energy: 1.5342
 High energy: 1.5558
 Delta energy: .002
 Iterations/stop: 10
 Comments: <none>

No Streak Camera Use Streak Camera
 Wait for Streak Camera

Debugging Mode Execution Mode

Go
 Abort

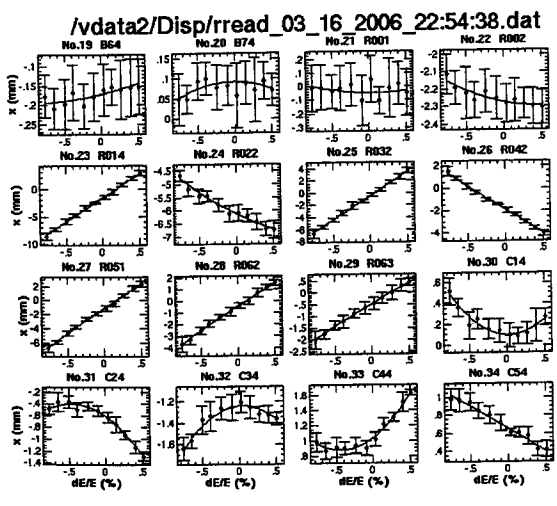
Files
 Load Raw Data File
 Dispersion file: /vdata2/Disp/rmeas_03_16_2006
 Write Dispersion File

Analysis
 <none>
 Drop streak points (1): 0
 Drop streak points (2): 0
 Energy Scale Factor (current): 1
 Energy Scale Factor (replot): .88197005200619
 Energy Offsets (current): 0
 Energy Offsets (replot): 0

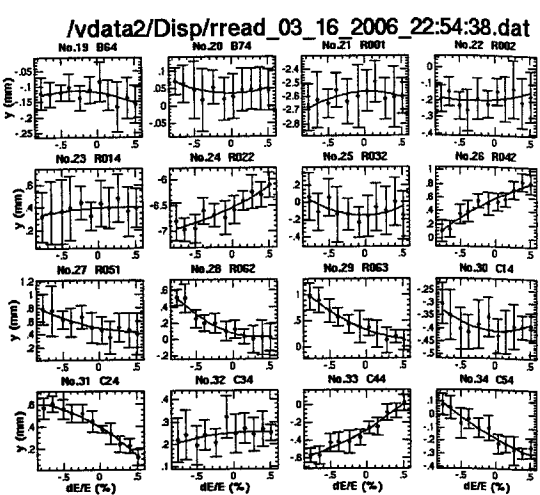
Replot

dE/E vs Y (BPMs) dE/E vs Q (BPMs) R56(G) (Streak Camera) RL

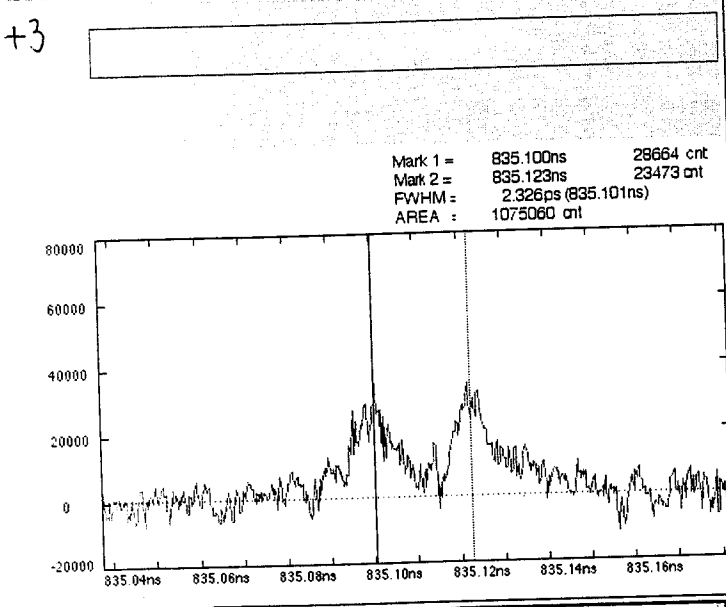
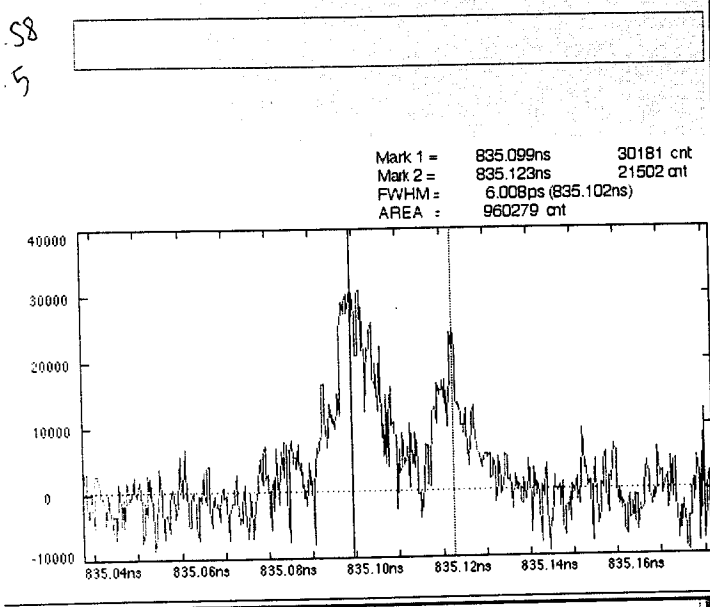
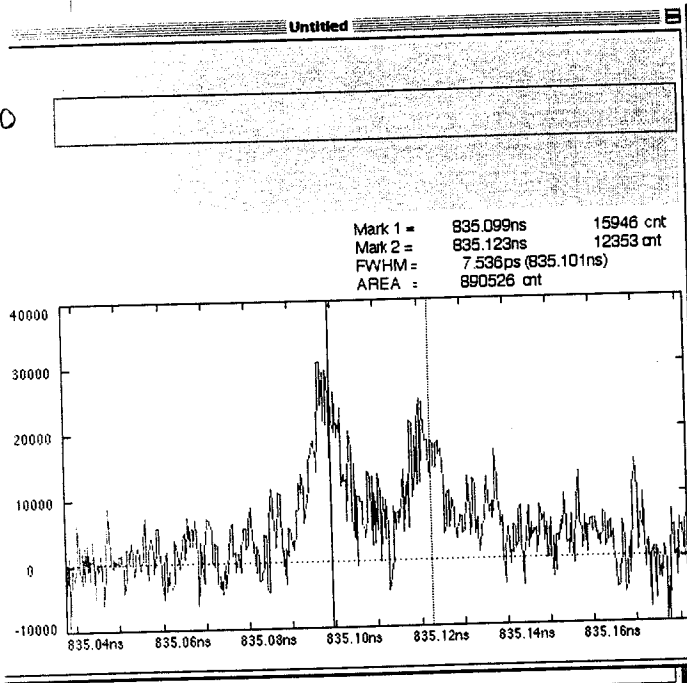
dE/E vs Y (BPMs) dE/E vs Q (BPMs) R56(G) (Streak Camera) RL



File name
 /vdata2/Disp/rread_03_16_2006_22:54:38.dat



File name
 /vdata2/Disp/rread_03_16_2006_22:54:38.dat



Measurement Condition

Live Time 30 pulse
 Accum.Time 180 pulse

Control the Streak Camera
 H-Sweep Range 0.2ns

MCP Gain 100 %
 Delay 733.64 ns
 Search pulse : 5000 cnt.

Input Optics
 Focus : Open
 Slit Width : 100 um
 Gravity Integ. Trig.Single
 Table... Quit Do It

Image Status

<< Condition : BeamC6699_21 >>
 Accum.Time 180 pulse
 Mcp Gain 100[%]
 Streak Mode 0.20[NS]
 Streak Trigger SINGLE
 X:-0.248 Y: 0.120 Z: 7.1840
 DC Calibration ON
 DATE 2006:03:16
 TIME 21:26:46
 << Comment >>

(Bandpass 1)

Live Time 30 pulse
 Accum.Time 180 pulse

Control the Streak Camera
 H-Sweep Range 0.2ns

MCP Gain 100 %
 Delay 733.64 ns
 Search pulse : 5000 cnt.

Input Optics
 Focus : Open
 Slit Width : 100 um
 Gravity Integ. Trig.Single
 Table... Quit Do It

Image Status

<< Condition : BeamC6699_21 >>
 Accum.Time 180 pulse
 Mcp Gain 100[%]
 Streak Mode 0.20[NS]
 Streak Trigger SINGLE
 X:-0.248 Y: 0.120 Z: 7.1840
 DC Calibration ON
 DATE 2006:03:16
 TIME 21:25:10
 << Comment >>

(Bandpass 1)

Live Time 180 pulse
 Accum.Time 180 pulse

Control the Streak Camera
 H-Sweep Range 0.2ns

MCP Gain 100 %
 Delay 733.64 ns
 Search pulse : 5000 cnt.

Input Optics
 Focus : Open
 Slit Width : 100 um
 Gravity Integ. Trig.Single
 Table... Quit Do It

Image Status

<< Condition : BeamC6699_21 >>
 Accum.Time 180 pulse
 Mcp Gain 100[%]
 Streak Mode 0.20[NS]
 Streak Trigger SINGLE
 X:-0.248 Y: 0.120 Z: 7.1840
 DC Calibration ON
 DATE 2006:03:16
 TIME 21:35:25
 << Comment >>

Optics_21

Gallery
 Left -0.720 mm Right
 Down -1.418 mm Top
 Near 4.872 mm Far

Tunnel
 Left -4.048 mm Right
 Down 1.978 mm Top
 Near 5.074 mm Far

Filter: No Filter
 Filter... Load from... Save as...
 Quit Load Def. Save Def.

BeamC6699_A1

Gallery
 Left -0.720 mm Right
 Down -1.418 mm Top
 Near 4.872 mm Far

Tunnel
 Left -4.048 mm Right
 Down 1.978 mm Top
 Near 5.074 mm Far

Filter: No Filter
 Filter... Load from... Save as...
 Quit Load Def. Save Def.

BeamC6699_A1

Gallery
 Left -0.720 mm Right
 Down -1.418 mm Top
 Near 4.872 mm Far

Tunnel
 Left -4.048 mm Right
 Down 1.978 mm Top
 Near 5.074 mm Far

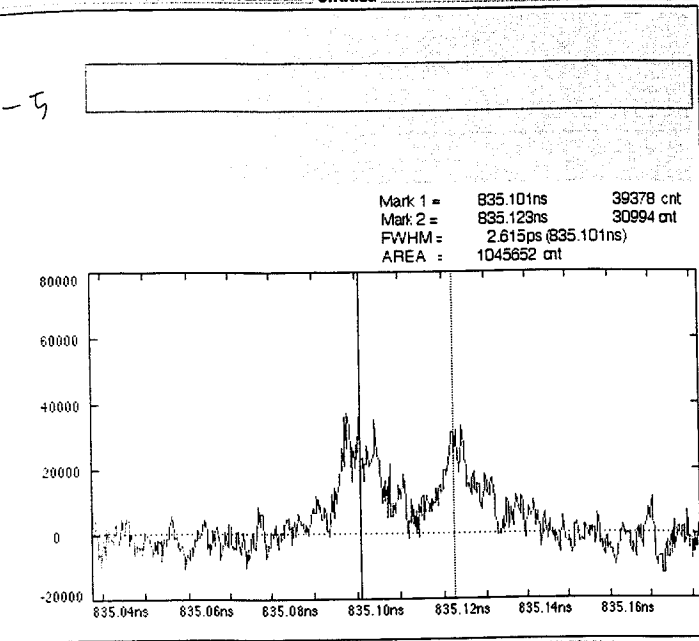
Filter: No Filter
 Filter... Load from... Save as...
 Quit Load Def. Save Def.

BeamC6699_A1

Gallery
 Left -0.720 mm Right
 Down -1.418 mm Top
 Near 4.872 mm Far

Tunnel
 Left -4.048 mm Right
 Down 1.978 mm Top
 Near 5.074 mm Far

Filter: No Filter
 Filter... Load from... Save as...
 Quit Load Def. Save Def.



Live Time 30 pulse
 Accum.Time 180 pulse

Control the Streak Camera
 B-Sweep Range 0.2ns

MCP Gain 100 %
 Delay 733.64 ns
 Search pulse: 5000 cnt.

Input Optics
 Focus: Open
 Slit Width: 100 um

Gravity Integ. Trig.Single
 Table... Quit Do It

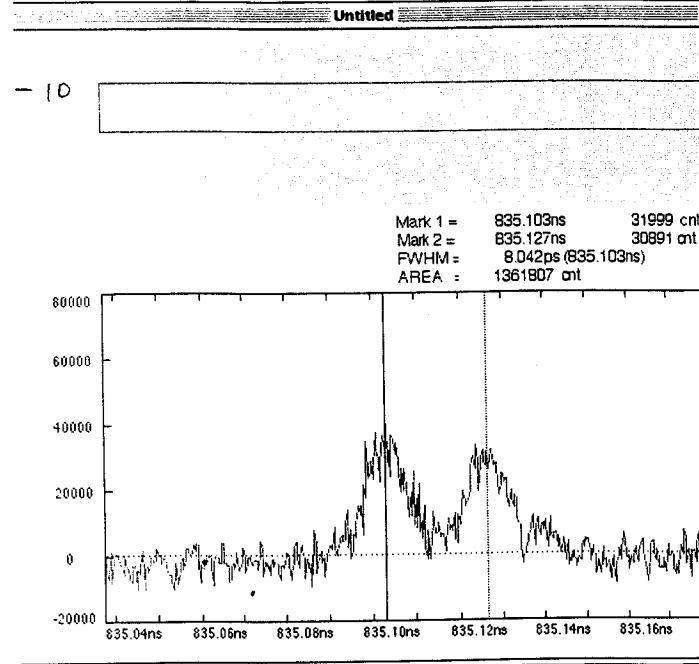
Gallery
 Left -0.720 mm Right
 Down -1.418 mm Top
 Near 4.872 mm Far

Tunnel
 Left -4.048 mm Right
 Down 1.978 mm Top
 Near 5.074 mm Far

Filter: No filter
 Filter... Load from... Save as...
 Quit Load Def. Save Def.

インターネットを始める

Image Status
 << Condition : BeamC6699_21 >>
 Accum.Time 180 pulse
 Mcp Gain 100[%]
 Streak Mode 0.20[NS]
 Streak Trigger SINGLE
 R:-0.240 Y: 0.120 Z: 7.1840
 DC Calibration ON
 DATE 2006:03:16
 TIME 21:29:14
 << Comment >>



Measurement Condition

Live Time 30 pulse
 Accum.Time 180 pulse

Control the Streak Camera
 B-Sweep Range 0.2ns

MCP Gain 100 %
 Delay 733.64 ns
 Search pulse: 5000 cnt.

Input Optics
 Focus: Open
 Slit Width: 100 um

Gravity Integ. Trig.Single
 Table... Quit Do It

Optics_21
 Gallery
 Left -0.720 mm Right
 Down -1.418 mm Top
 Near 4.872 mm Far

Tunnel
 Left -4.048 mm Right
 Down 1.978 mm Top
 Near 5.074 mm Far

Filter: No filter
 Filter... Load from... Save as...
 Quit Load Def. Save Def.

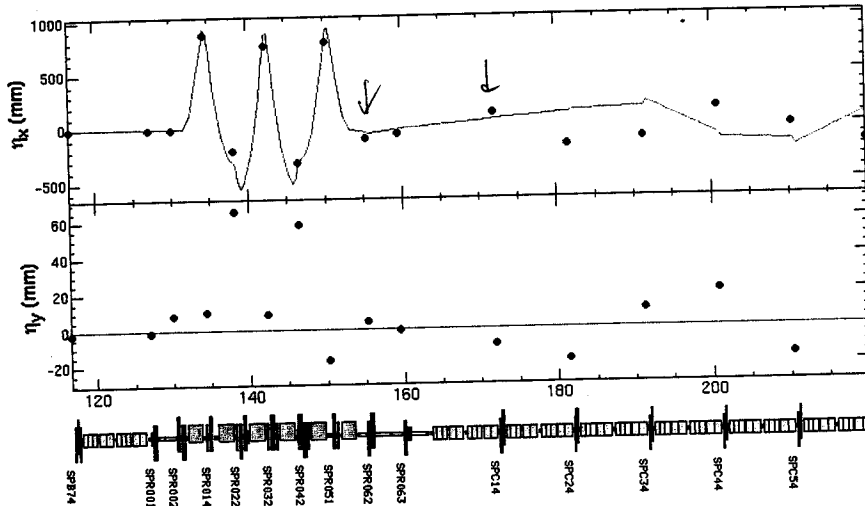
インターネットを始める

Image Status
 << Condition : BeamC6699_21 >>
 Accum.Time 180 pulse
 Mcp Gain 100[%]
 Streak Mode 0.20[NS]
 Streak Trigger SINGLE
 R:-0.240 Y: 0.120 Z: 7.1840
 DC Calibration ON
 DATE 2006:03:16
 TIME 21:30:56
 << Comment >>

2

(Randnass 1)

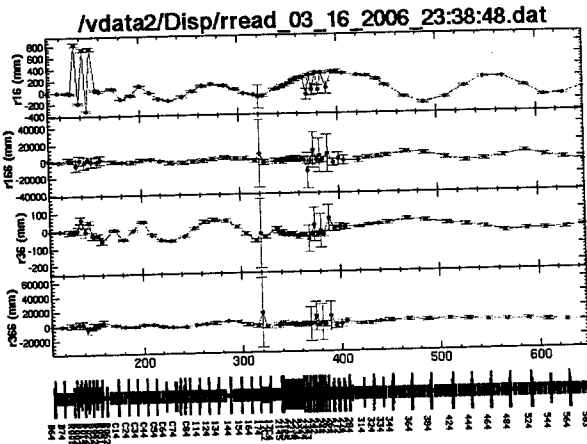
BeamC6699_A1



Window

(5) (BPMs) dE/E vs X (BPMs) dE/E vs Y (BPMs) dE/E vs Q (BPMs) R5B(5) (Streak Camera) FT

03/16/2006 23:38:55 Help



Energy = 1.54278308272 [GeV]

Measurement
 Low energy: 1.5342
 High energy: 1.5558
 Delta energy: .002
 Iterations/step: 10

Comments: \langlenone>

No Streak Camera Use Streak Camera
 Wait for Streak Camera
 Debugging Mode Execution Mode

Go
 Abort

Files
 Load Raw Data File
 Dispersion file: $/vdata2/Disp/rmeas_03_16_2006$
 Write Dispersion File

Analysis
 \langlenone>

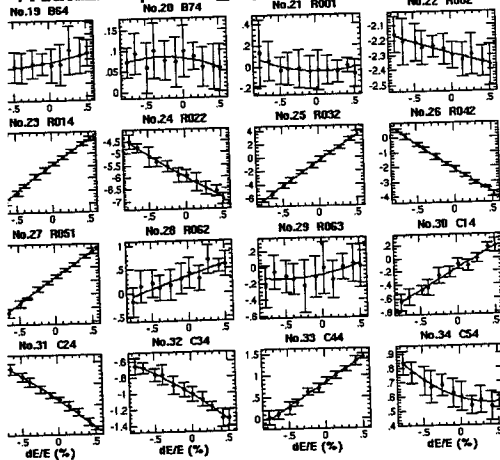
Drop streak points (1): 0
 Drop streak points (2): 0
 Energy Scale Factor (current): 1
 Energy Scale Factor (replot): 861805130788446
 Energy Offsets (current): 0
 Energy Offsets (replot): 0

03/16/2006 23:38:55

(BPMs) dE/E vs Q (BPMs) R5B(5) (Streak Camera) FT

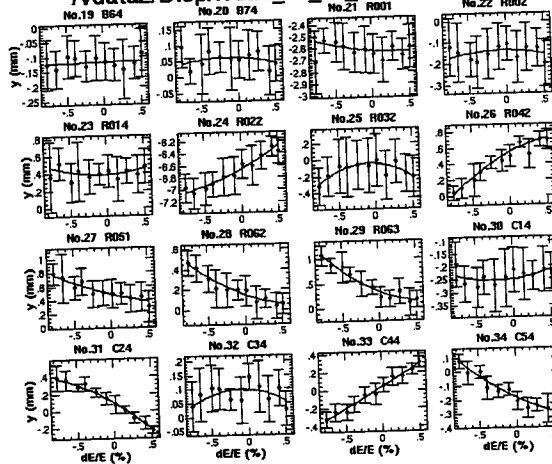
dE/E vs Y (BPMs) dE/E vs Q (BPMs) R5B(5) (Streak Camera) FT

$/vdata2/Disp/rread_03_16_2006_23:38:48.dat$

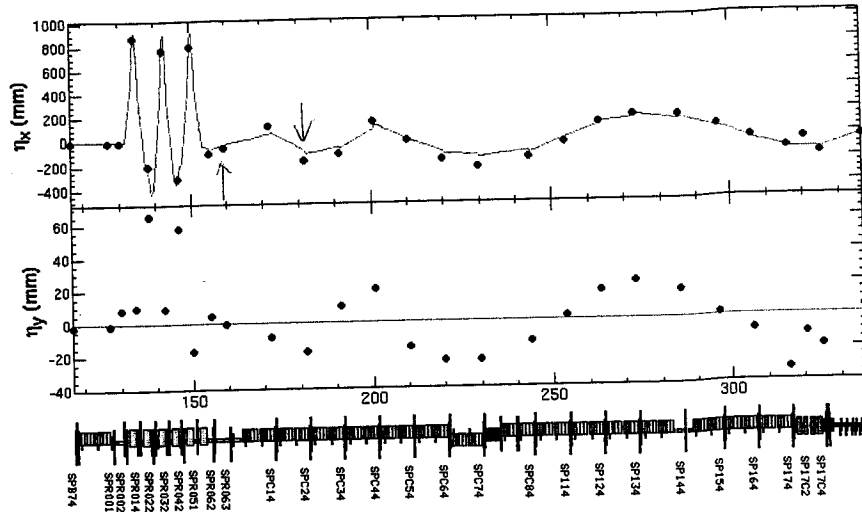


File name $/vdata2/Disp/rread_03_16_2006_23:38:48.dat$

$/vdata2/Disp/rread_03_16_2006_23:38:48.dat$



File name $/vdata2/Disp/rread_03_16_2006_23:38:48.dat$



Window

(6) (BPMs) dE/E vs X (BPMs) dE/E vs Y (BPMs) dE/E vs Q (BPMs) R56(6) (Streak Camera) Fit

Energy = 1.54278308272 [GeV]

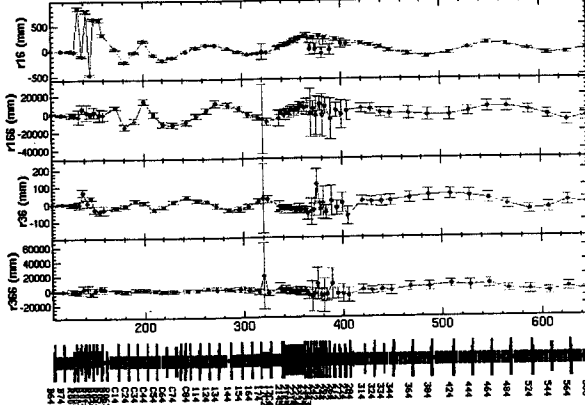
Measurement
 Low energy: 1.5342
 High energy: 1.5558
 Delta energy: .002
 Iterations/step: 10

Comments: <none>
 No Streak Camera Use Streak Camera
 Wait for Streak Camera
 Debugging Mode Execution Mode
 Go
 Abort

Files
 Load Raw Data File
 Dispersion file: /vdata2/Disp/rread_03_17_2006
 Write Dispersion File

Analysis
 <none>
 Drop streak points (1): 0
 Drop streak points (2): 0
 Energy Scale Factor (current): 1
 Energy Scale Factor (replot): 878555975892397
 Energy Offsets (current): 0
 Energy Offsets (replot): 0

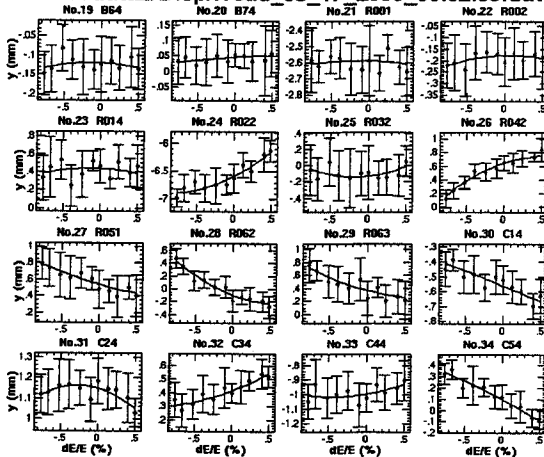
/vdata2/Disp/rread 03 17 2006 00:02:09.dat



dE/E vs Y (BPMs) dE/E vs Q (BPMs) R56(6) (Streak Camera) Fit

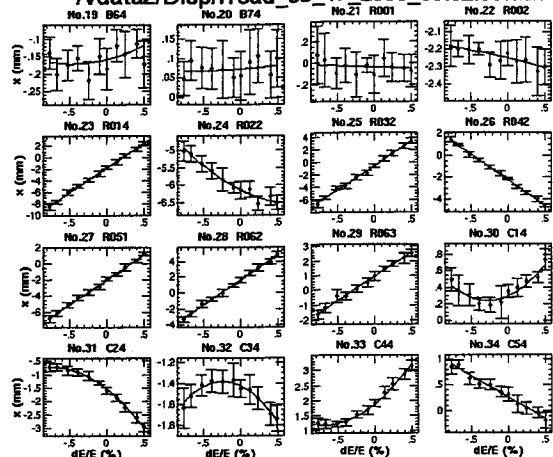
dE/E vs Y (BPMs) dE/E vs Q (BPMs) R56(6) (Streak Camera) Fit

/vdata2/Disp/rread_03_17_2006_00:02:09.dat



File name /vdata2/Disp/rread_03_17_2006_00:02:09.dat

/vdata2/Disp/rread_03_17_2006_00:02:09.dat



File name /vdata2/Disp/rread_03_17_2006_00:02:09.dat

2006.03.31 4-4 unit beam loading study

17:00 KEKB e⁻ モードに切り替え

ECS BM off

ECS BS-6L1 と BS-6L6 を ダミアンに通す.

4-4 unit での e⁻ 電荷量

0.60 nC	@	0788 ^(ADC)	239.9V
1.1 nC	@	0688	208.1V
2.0	@	0385	111.4V

18:10

スライム 終了.

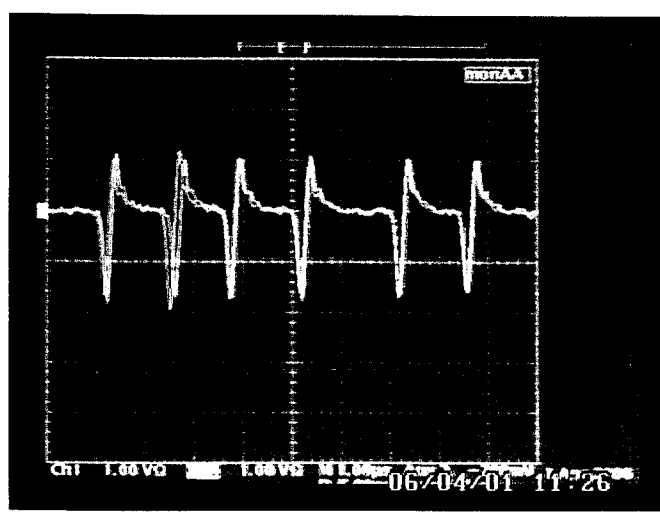
加速器 どの位の位相は、だいたい 30 だったと聞ける。
詳細は 杉村氏の解析 待ち。

121

2006.04.01 3-bunch study 吉田(草野, 能野)

10:00 ~~10:00~~ e+ 調整がほぼ完了したため 3-bunch study 開始

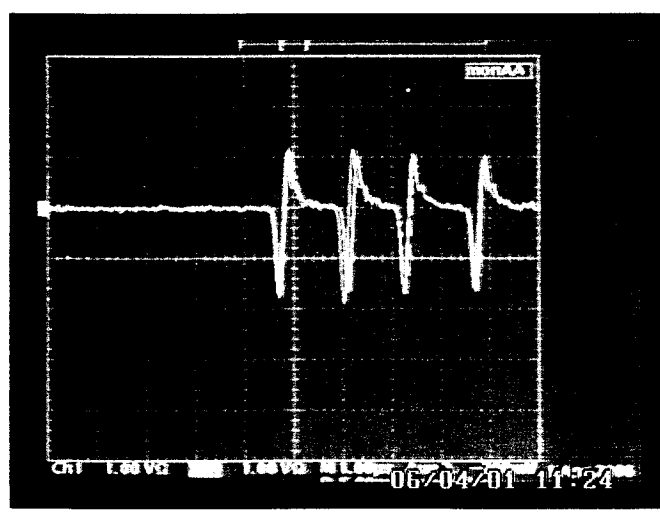
11:00 3-bunch 終了
ALGun trigger の 4-7% 長さを調整したため 調整が完了



←元



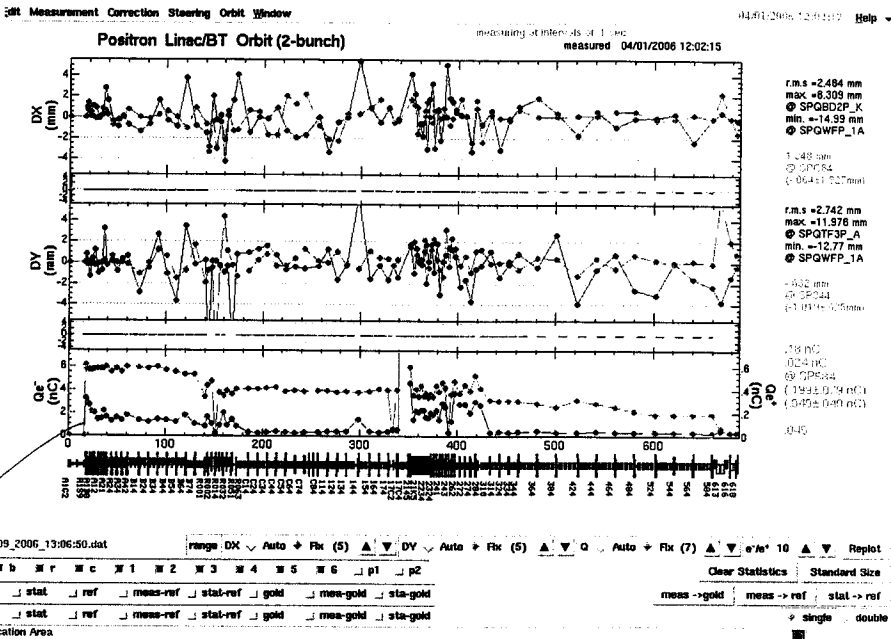
17.5 ns?



← 3-bunch 切り
3 → 20% 投入

123

1.2 調整後



3-bunch

Gun Timing 調整

1.2 bunch

2.3 bunch

